



Location: CMA1b - Harbour Grand Hotel Boundary Wall

Report on 24-hour TSP monitoring

Action Level ($\mu\text{g}/\text{m}^3$) - 176.7

Limit Level ($\mu\text{g}/\text{m}^3$) - 260

Date	Sampling Time	Weather Condition	Filter paper no.	Filter Weight, g		Elapse Time, hr		Sampling Time, hr	Flow Rate, m^3/min			Total Volume, m^3	TSP Level, $\mu\text{g}/\text{m}^3$
				Initial	Final	Initial	Final		Initial, Q_{si}	Final, Q_{sf}	Average		
29-Apr-19	8:00	Cloudy	CMA1b_24hr_141024	2.7443	2.8010	13559.04	13583.04	24.00	1.20	1.20	1.20	1723	32.9
4-May-19	8:00	Rainy	CMA1b_24hr_000098	2.7299	2.9401	13586.04	13610.04	24.00	1.21	1.20	1.20	1734	121.2
10-May-19	8:00	Cloudy	CMA1b_24hr_000066	2.6914	2.7466	13613.75	13637.75	24.00	1.20	1.20	1.20	1727	32.0
17-May-19	11:13	Cloudy	CMA1b_24hr_141201	2.6952	2.7366	13656.07	13680.07	24.00	1.19	1.19	1.19	1715	24.1
22-May-19	8:00	Cloudy	CMA1b_24hr_141215	2.6851	2.7669	13680.07	13704.07	24.00	1.20	1.20	1.20	1725	47.4

Remarks: Due to interruption of electricity, the 24hr TSP was rescheduled from 16 May 2019 to 17 May 2019.

Report on 1-hour TSP monitoring

Action Level ($\mu\text{g}/\text{m}^3$) - 320.1

Limit Level ($\mu\text{g}/\text{m}^3$) - 500

Date	Sampling Time	Weather Condition	Filter paper no.	Filter Weight, g		Elapse Time, hr		Sampling Time, hr	Flow Rate, m^3/min			Total Volume, m^3	TSP Level, $\mu\text{g}/\text{m}^3$
				Initial	Final	Initial	Final		Initial, Q_{si}	Final, Q_{sf}	Average		
30-Apr-19	9:40	Cloudy	CMA1b_1hr_1_140977	2.7544	2.7544	13583.04	13584.04	1.00	1.20	1.20	1.20	72	<0.1
30-Apr-19	10:55	Cloudy	CMA1b_1hr_2_141051	2.6597	2.6645	13584.04	13585.04	1.00	1.20	1.20	1.20	72	66.9
30-Apr-19	13:00	Cloudy	CMA1b_1hr_3_141161	2.7080	2.7103	13585.04	13586.04	1.00	1.20	1.20	1.20	72	32.1
6-May-19	10:03	Rainy	CMA1b_1hr_1_000090	2.7073	2.7106	13610.04	13611.04	1.00	1.20	1.20	1.20	72	45.7
6-May-19	13:00	Rainy	CMA1b_1hr_2_000081	2.7147	2.7159	13611.04	13612.04	1.00	1.20	1.20	1.20	72	16.6
6-May-19	14:05	Rainy	CMA1b_1hr_3_000077	2.6849	2.6877	13612.04	13613.04	1.00	1.20	1.20	1.20	72	38.8
11-May-19	8:50	Cloudy	CMA1b_1hr_1_000013	2.7317	2.7335	13637.75	13638.75	1.00	1.20	1.20	1.20	72	25.0
11-May-19	10:30	Cloudy	CMA1b_1hr_2_000055	2.7245	2.7279	13638.75	13639.75	1.00	1.20	1.20	1.20	72	47.2
11-May-19	13:00	Cloudy	CMA1b_1hr_3_000033	2.7033	2.7058	13639.75	13640.75	1.00	1.20	1.20	1.20	72	34.7
17-May-19	8:04	Cloudy	CMA1b_1hr_1_141063	2.6731	2.6737	13653.07	13654.07	1.00	1.19	1.19	1.19	71	8.4
17-May-19	9:07	Cloudy	CMA1b_1hr_2_141086	2.6735	2.6743	13654.07	13655.07	1.00	1.19	1.19	1.19	71	11.2
17-May-19	10:10	Cloudy	CMA1b_1hr_3_141065	2.6704	2.6739	13655.07	13656.07	1.00	1.19	1.19	1.19	71	49.0
23-May-19	9:15	Rainy	CMA1b_1hr_1_141224	2.6890	2.6913	13704.07	13705.07	1.00	1.20	1.20	1.20	72	32.0
23-May-19	13:00	Rainy	CMA1b_1hr_2_141243	2.7003	2.7012	13705.07	13706.07	1.00	1.20	1.20	1.20	72	12.5
23-May-19	14:08	Rainy	CMA1b_1hr_3_141244	2.6970	2.6992	13706.07	13707.07	1.00	1.20	1.20	1.20	72	30.6



Location: CMA2a - Causeway Bay Community Centre

Report on 24-hour TSP monitoring
Action Level ($\mu\text{g}/\text{m}^3$) - 169.5
Limit Level ($\mu\text{g}/\text{m}^3$) - 260

Date	Sampling Time	Weather Condition	Filter paper no.	Filter Weight, g		Elapse Time, hr		Sampling Time, hr	Flow Rate, m^3/min			Total Volume, m^3	TSP Level, $\mu\text{g}/\text{m}^3$
				Initial	Final	Initial	Final		Initial, Q_{si}	Final, Q_{sf}	Average		
29-Apr-19	8:00	Cloudy	CMA2a_24hr_141025	2.7407	2.8489	135.43	159.43	24.00	1.34	1.33	1.33	1921	56.3
4-May-19	8:00	Rainy	CMA2a_24hr_000003	2.7299	2.9560	162.43	186.43	24.00	1.34	1.34	1.34	1934	116.9
10-May-19	8:00	Cloudy	CMA2a_24hr_000064	2.7077	2.8155	190.30	214.30	24.00	1.34	1.34	1.34	1926	56.0
16-May-19	8:00	Cloudy	CMA2a_24hr_141087	2.6665	2.7704	217.30	241.30	24.00	1.33	1.33	1.33	1912	54.3
22-May-19	8:00	Cloudy	CMA2a_24hr_140970	2.7659	2.9290	244.30	268.30	24.00	1.78	1.78	1.78	2557	63.8

Report on 1-hour TSP monitoring
Action Level ($\mu\text{g}/\text{m}^3$) - 323.4
Limit Level ($\mu\text{g}/\text{m}^3$) - 500

Date	Sampling Time	Weather Condition	Filter paper no.	Filter Weight, g		Elapse Time, hr		Sampling Time, hr	Flow Rate, m^3/min			Total Volume, m^3	TSP Level, $\mu\text{g}/\text{m}^3$
				Initial	Final	Initial	Final		Initial, Q_{si}	Final, Q_{sf}	Average		
30-Apr-19	9:45	Cloudy	CMA2a_1hr_1_140978	2.7747	2.7747	159.43	160.43	1.00	1.33	1.33	1.33	80	<0.1
30-Apr-19	10:58	Cloudy	CMA2a_1hr_2_141052	2.6709	2.6742	160.43	161.43	1.00	1.33	1.33	1.33	80	41.3
30-Apr-19	13:05	Cloudy	CMA2a_1hr_3_141162	2.6993	2.7067	161.43	162.43	1.00	1.33	1.33	1.33	80	92.6
6-May-19	10:06	Rainy	CMA2a_1hr_1_000091	2.7178	2.7216	186.43	187.43	1.00	1.34	1.34	1.34	80	47.2
6-May-19	13:00	Rainy	CMA2a_1hr_2_000083	2.7077	2.7104	187.43	188.43	1.00	1.34	1.34	1.34	80	33.6
6-May-19	14:05	Rainy	CMA2a_1hr_3_000076	2.7125	2.7138	188.43	189.43	1.00	1.34	1.34	1.34	80	16.2
11-May-19	8:50	Cloudy	CMA2a_1hr_1_000014	2.7289	2.7348	214.30	215.30	1.00	1.34	1.34	1.34	80	73.5
11-May-19	10:25	Cloudy	CMA2a_1hr_2_000023	2.6952	2.6959	215.30	216.30	1.00	1.34	1.34	1.34	80	8.7
11-May-19	13:00	Cloudy	CMA2a_1hr_3_000031	2.7018	2.7031	216.30	217.30	1.00	1.34	1.34	1.34	80	16.2
17-May-19	8:09	Cloudy	CMA2a_1hr_1_140997	2.7795	2.7825	241.30	242.30	1.00	1.33	1.33	1.33	80	37.7
17-May-19	9:13	Cloudy	CMA2a_1hr_2_141064	2.6814	2.6871	242.30	243.30	1.00	1.33	1.33	1.33	80	71.6
17-May-19	10:17	Cloudy	CMA2a_1hr_3_141066	2.6781	2.6842	243.30	244.30	1.00	1.33	1.33	1.33	80	76.6
23-May-19	9:10	Rainy	CMA2a_1hr_1_141221	2.6936	2.7025	268.30	269.30	1.00	1.78	1.78	1.78	107	83.6
23-May-19	13:00	Rainy	CMA2a_1hr_2_141242	2.6893	2.6920	269.30	270.30	1.00	1.78	1.78	1.78	107	25.3
23-May-19	14:03	Rainy	CMA2a_1hr_3_141234	2.7057	2.7072	270.30	271.30	1.00	1.78	1.78	1.78	107	14.1



Location: CMA3a - CWB PRE Site Office Area

Report on 24-hour TSP monitoring
Action Level ($\mu\text{g}/\text{m}^3$) - 171
Limit Level ($\mu\text{g}/\text{m}^3$) - 260

Date	Sampling Time	Weather Condition	Filter paper no.	Filter Weight, g		Elapse Time, hr		Sampling Time, hr	Flow Rate, m^3/min			Total Volume, m^3	TSP Level, $\mu\text{g}/\text{m}^3$
				Initial	Final	Initial	Final		Initial, Q_{si}	Final, Q_{sf}	Average		
29-Apr-19	8:00	Cloudy	CMA3a_24hr_140998	2.7813	2.8594	10525.30	10549.30	24.00	1.07	1.07	1.07	1541	50.7
4-May-19	8:00	Rainy	CMA3a_24hr_000096	2.6961	2.8834	10552.95	10576.95	24.00	1.08	1.08	1.08	1557	120.3
10-May-19	8:00	Cloudy	CMA3a_24hr_000069	2.7038	2.7704	10579.95	10603.95	24.00	1.08	1.07	1.07	1548	43.0
16-May-19	8:00	Cloudy	CMA3a_24hr_141060	2.6778	2.7266	10606.95	10630.95	24.00	1.06	1.06	1.06	1530	31.9
22-May-19	8:00	Cloudy	CMA3a_24hr_141050	2.6770	2.7589	10633.95	10657.95	24.00	1.07	1.07	1.07	1544	53.0

Report on 1-hour TSP monitoring
Action Level ($\mu\text{g}/\text{m}^3$) - 311.3
Limit Level ($\mu\text{g}/\text{m}^3$) - 500

Date	Sampling Time	Weather Condition	Filter paper no.	Filter Weight, g		Elapse Time, hr		Sampling Time, hr	Flow Rate, m^3/min			Total Volume, m^3	TSP Level, $\mu\text{g}/\text{m}^3$
				Initial	Final	Initial	Final		Initial, Q_{si}	Final, Q_{sf}	Average		
30-Apr-19	9:15	Cloudy	CMA3a_1hr_1_140975	2.7484	2.7496	10549.30	10550.30	1.00	1.07	1.07	1.07	64	18.7
30-Apr-19	10:45	Cloudy	CMA3a_1hr_2_140985	2.7470	2.7474	10550.30	10551.30	1.00	1.07	1.07	1.07	64	6.2
30-Apr-19	13:30	Cloudy	CMA3a_1hr_3_140992	2.7897	2.7903	10551.30	10552.30	1.00	1.07	1.07	1.07	64	9.4
6-May-19	9:46	Rainy	CMA3a_1hr_1_000007	2.7244	2.7292	10576.95	10577.95	1.00	1.08	1.08	1.08	65	74.1
6-May-19	10:57	Rainy	CMA3a_1hr_2_000084	2.7164	2.7173	10577.95	10578.95	1.00	1.08	1.08	1.08	65	13.9
6-May-19	13:00	Rainy	CMA3a_1hr_3_000078	2.7070	2.7080	10578.95	10579.95	1.00	1.08	1.08	1.08	65	15.4
11-May-19	8:40	Cloudy	CMA3a_1hr_1_000015	2.7360	2.7374	10603.95	10604.95	1.00	1.08	1.07	1.07	64	21.7
11-May-19	9:50	Cloudy	CMA3a_1hr_2_000022	2.7057	2.7094	10604.95	10605.95	1.00	1.08	1.07	1.07	64	57.4
11-May-19	13:00	Cloudy	CMA3a_1hr_3_000030	2.7170	2.7205	10605.95	10606.95	1.00	1.08	1.07	1.07	64	54.3
17-May-19	13:05	Cloudy	CMA3a_1hr_1_141046	2.6890	2.6904	10630.95	10631.95	1.00	1.06	1.06	1.06	64	22.0
17-May-19	14:10	Cloudy	CMA3a_1hr_2_141047	2.6928	2.6933	10631.95	10632.95	1.00	1.06	1.06	1.06	64	7.9
17-May-19	15:15	Cloudy	CMA3a_1hr_3_141048	2.6763	2.6796	10632.95	10633.95	1.00	1.06	1.06	1.06	64	51.8
23-May-19	8:55	Rainy	CMA3a_1hr_1_141223	2.7047	2.7081	10657.95	10658.95	1.00	1.07	1.07	1.07	64	52.9
23-May-19	10:49	Rainy	CMA3a_1hr_2_141245	2.6909	2.6922	10658.95	10659.95	1.00	1.07	1.07	1.07	64	20.2
23-May-19	13:00	Rainy	CMA3a_1hr_3_141235	2.7077	2.7085	10659.95	10660.95	1.00	1.07	1.07	1.07	64	12.4



Location: CMA4a - SPCA

Report on 24-hour TSP monitoring

Action Level ($\mu\text{g}/\text{m}^3$) - 171.2
Limit Level ($\mu\text{g}/\text{m}^3$) - 260

Date	Sampling Time	Weather Condition	Filter paper no.	Filter Weight, g		Elapse Time, hr		Sampling Time, hr	Flow Rate, m^3/min			Total Volume, m^3	TSP Level, $\mu\text{g}/\text{m}^3$
				Initial	Final	Initial	Final		Initial, Q_{si}	Final, Q_{sf}	Average		
30-Apr-19	16:15	Cloudy	CMA4a_24hr_141055	2.6728	2.7628	24765.82	24789.82	24.00	1.23	1.23	1.23	1773	50.8
4-May-19	8:00	Rainy	CMA4a_24hr_000002	2.7390	2.8814	27489.83	27513.83	24.00	1.35	1.35	1.35	1939	73.4
10-May-19	8:00	Cloudy	CMA4a_24hr_000070	2.6848	2.7630	27516.83	27540.83	24.00	1.34	1.34	1.34	1931	40.5
16-May-19	8:00	Cloudy	CMA4a_24hr_141061	2.6708	2.7582	27543.83	27567.83	24.00	1.33	1.33	1.33	1916	45.6
22-May-19	8:00	Cloudy	CMA4a_24hr_141049	2.6748	2.7787	27570.83	27594.83	24.00	1.34	1.34	1.34	1928	53.9

Remarks: Due to interruption of electricity, the 24hr TSP was rescheduled from 29 April 2019 to 30 April 2019.

Report on 1-hour TSP monitoring

Action Level ($\mu\text{g}/\text{m}^3$) - 312.5
Limit Level ($\mu\text{g}/\text{m}^3$) - 500

Date	Sampling Time	Weather Condition	Filter paper no.	Filter Weight, g		Elapse Time, hr		Sampling Time, hr	Flow Rate, m^3/min			Total Volume, m^3	TSP Level, $\mu\text{g}/\text{m}^3$
				Initial	Final	Initial	Final		Initial, Q_{si}	Final, Q_{sf}	Average		
30-Apr-19	9:08	Cloudy	CMA4a_1hr_1_140974	2.7355	2.7382	27462.82	27463.82	1.00	1.34	1.34	1.34	80	33.7
30-Apr-19	10:15	Cloudy	CMA4a_1hr_2_140983	2.7431	2.7454	27463.82	27464.82	1.00	1.34	1.34	1.34	80	28.7
30-Apr-19	13:00	Cloudy	CMA4a_1hr_3_141165	2.6819	2.6822	27464.82	27465.82	1.00	1.34	1.34	1.34	80	3.7
6-May-19	9:42	Rainy	CMA4a_1hr_1_000006	2.7264	2.7324	27513.83	27514.83	1.00	1.34	1.34	1.34	81	74.4
6-May-19	10:50	Rainy	CMA4a_1hr_2_000085	2.7235	2.7262	27514.83	27515.83	1.00	1.34	1.34	1.34	81	33.5
6-May-19	13:00	Rainy	CMA4a_1hr_3_000079	2.7187	2.7227	27515.83	27516.83	1.00	1.24	1.24	1.24	74	53.8
11-May-19	8:35	Cloudy	CMA4a_1hr_1_000012	2.7069	2.7129	27540.83	27541.83	1.00	1.34	1.34	1.34	80	74.6
11-May-19	10:10	Cloudy	CMA4a_1hr_2_000021	2.6951	2.6986	27541.83	27542.83	1.00	1.29	1.29	1.29	77	45.3
11-May-19	13:00	Cloudy	CMA4a_1hr_3_000029	2.7060	2.7118	27542.83	27543.83	1.00	1.34	1.34	1.34	80	72.1
17-May-19	14:00	Cloudy	CMA4a_1hr_1_141043	2.6838	2.6884	27567.83	27568.83	1.00	1.33	1.33	1.33	80	57.7
17-May-19	15:05	Cloudy	CMA4a_1hr_2_141044	2.6918	2.6936	27568.83	27569.83	1.00	1.33	1.33	1.33	80	22.6
17-May-19	16:10	Cloudy	CMA4a_1hr_3_141045	2.6860	2.6883	27569.83	27570.83	1.00	1.33	1.33	1.33	80	28.8
23-May-19	8:55	Rainy	CMA4a_1hr_1_141222	2.6904	2.6955	27594.83	27595.83	1.00	1.34	1.34	1.34	80	63.5
23-May-19	10:55	Rainy	CMA4a_1hr_2_141225	2.6981	2.7011	27595.83	27596.83	1.00	1.34	1.34	1.34	80	37.4
23-May-19	13:00	Rainy	CMA4a_1hr_3_141236	2.6942	2.6952	27596.83	27597.83	1.00	1.34	1.34	1.34	80	12.5



Location: CMA5b - Pedestrian Plaza

Report on 24-hour TSP monitoring

Action Level ($\mu\text{g}/\text{m}^3$) - 181
Limit Level ($\mu\text{g}/\text{m}^3$) - 260

Date	Sampling Time	Weather Condition	Filter paper no.	Filter Weight, g		Elapse Time, hr		Sampling Time, hr	Flow Rate, m^3/min			Total Volume, m^3	TSP Level, $\mu\text{g}/\text{m}^3$
				Initial	Final	Initial	Final		Initial, Q_{si}	Final, Q_{sf}	Average		
29-Apr-19	8:00	Cloudy	CMA5b_24_141170	2.7056	2.7800	11973.32	11997.32	24.00	0.86	0.85	0.86	1233	60.3
4-May-19	8:00	Rainy	CMA5b_24_000007	2.7175	2.8758	12000.32	12024.32	24.00	0.87	0.87	0.87	1252	126.4
10-May-19	8:00	Cloudy	CMA5b_24hr_000063	2.7287	2.8068	12027.32	12051.32	24.00	0.86	0.86	0.86	1241	62.9
16-May-19	8:00	Cloudy	CMA5b_24hr_141059	2.6730	2.7269	12054.32	12078.32	24.00	0.85	0.85	0.85	1220	44.2
22-May-19	8:00	Cloudy	CMA5b_24hr_141209	2.7060	2.8063	12081.32	12105.32	24.00	0.86	0.86	0.86	1237	81.1

Report on 1-hour TSP monitoring

Action Level ($\mu\text{g}/\text{m}^3$) - 332
Limit Level ($\mu\text{g}/\text{m}^3$) - 500

Date	Sampling Time	Weather Condition	Filter paper no.	Filter Weight, g		Elapse Time, hr		Sampling Time, hr	Flow Rate, m^3/min			Total Volume, m^3	TSP Level, $\mu\text{g}/\text{m}^3$
				Initial	Final	Initial	Final		Initial, Q_{si}	Final, Q_{sf}	Average		
30-Apr-19	8:58	Cloudy	CMA5b_1hr_1_141000	2.7673	2.7675	11997.32	11998.32	1.00	0.85	0.85	0.85	51	3.9
30-Apr-19	10:05	Cloudy	CMA5b_1hr_2_140984	2.7347	2.7353	11998.32	11999.32	1.00	0.85	0.85	0.85	51	11.7
30-Apr-19	13:00	Cloudy	CMA5b_1hr_3_140993	2.7717	2.7796	11999.32	12000.32	1.00	0.85	0.85	0.85	51	154.2
6-May-19	9:39	Rainy	CMA5b_1hr_1_000005	2.7103	2.7192	12024.32	12025.32	1.00	0.87	0.87	0.87	52	171.1
6-May-19	10:52	Rainy	CMA5b_1hr_2_000086	2.7269	2.7287	12025.32	12026.32	1.00	0.87	0.87	0.87	52	34.6
6-May-19	13:00	Rainy	CMA5b_1hr_3_000080	2.7317	2.7336	12026.32	12027.32	1.00	0.87	0.87	0.87	52	36.5
11-May-19	8:03	Cloudy	CMA5b_1hr_1_000057	2.7208	2.7236	12051.32	12052.32	1.00	0.86	0.86	0.86	52	54.2
11-May-19	10:00	Cloudy	CMA5b_1hr_2_000020	2.7028	2.7073	12052.32	12053.32	1.00	0.86	0.86	0.86	52	87.0
11-May-19	13:00	Cloudy	CMA5b_1hr_3_000028	2.7123	2.7166	12053.32	12054.32	1.00	0.86	0.86	0.86	52	83.2
17-May-19	8:40	Cloudy	CMA5b_1hr_1_141184	2.6920	2.6927	12078.32	12079.32	1.00	0.85	0.85	0.85	51	13.8
17-May-19	9:45	Cloudy	CMA5b_1hr_2_141194	2.6793	2.6793	12079.32	12080.32	1.00	0.85	0.85	0.85	51	<0.1
17-May-19	10:50	Cloudy	CMA5b_1hr_3_141187	2.7050	2.7058	12080.32	12081.32	1.00	0.85	0.85	0.85	51	15.8
23-May-19	8:50	Rainy	CMA5b_1hr_1_141220	2.6944	2.6990	12105.32	12106.32	1.00	0.86	0.86	0.86	51	89.3
23-May-19	10:52	Rainy	CMA5b_1hr_2_141247	2.7006	2.7043	12106.32	12107.32	1.00	0.86	0.86	0.86	51	71.8
23-May-19	13:00	Rainy	CMA5b_1hr_3_141237	2.6830	2.6835	12107.32	12108.32	1.00	0.86	0.86	0.86	51	9.7



Location: MA1e - International Finance Centre (Eastern Wing)

Report on 24-hour TSP monitoring

Action Level ($\mu\text{g}/\text{m}^3$) - 173.4
Limit Level ($\mu\text{g}/\text{m}^3$) - 260

Date	Sampling Time	Weather Condition	Filter paper no.	Filter Weight, g		Elapse Time, hr		Sampling Time, hr	Flow Rate, m^3/min			Total Volume, m^3	TSP Level, $\mu\text{g}/\text{m}^3$
				Initial	Final	Initial	Final		Initial, Q_{si}	Final, Q_{sf}	Average		
29-Apr-19	8:00	Cloudy	MA1e_24hr_141027	2.7525	2.8095	24325.47	24349.47	24.00	1.27	1.27	1.27	1832	31.1
4-May-19	8:00	Rainy	MA1e_24hr_000099	2.7049	2.8160	24352.47	24376.47	24.00	1.28	1.28	1.28	1842	60.3
10-May-19	8:00	Cloudy	MA1e_24hr_000072	2.6993	2.7653	24379.47	24403.47	24.00	1.28	1.27	1.27	1836	35.9
16-May-19	8:00	Cloudy	MA1e_24hr_141088	2.6630	2.7339	24406.47	24430.47	24.00	1.27	1.27	1.27	1825	38.9
22-May-19	8:00	Cloudy	MA1e_24hr_141212	2.7032	2.8282	24433.50	24457.50	24.00	1.36	1.36	1.36	1960	63.8

Report on 1-hour TSP monitoring

Action Level ($\mu\text{g}/\text{m}^3$) - 325.1
Limit Level ($\mu\text{g}/\text{m}^3$) - 500

Date	Sampling Time	Weather Condition	Filter paper no.	Filter Weight, g		Elapse Time, hr		Sampling Time, hr	Flow Rate, m^3/min			Total Volume, m^3	TSP Level, $\mu\text{g}/\text{m}^3$
				Initial	Final	Initial	Final		Initial, Q_{si}	Final, Q_{sf}	Average		
30-Apr-19	8:05	Cloudy	MA1e_1hr_1_141095	2.6769	2.6777	24349.47	24350.47	1.00	1.36	1.36	1.36	81	9.8
30-Apr-19	9:10	Cloudy	MA1e_1hr_2_140979	2.7750	2.7750	24350.47	24351.47	1.00	1.27	1.27	1.27	76	<0.1
30-Apr-19	13:00	Cloudy	MA1e_1hr_3_141094	2.6559	2.6586	24351.47	24352.47	1.00	1.29	1.29	1.29	78	34.8
6-May-19	8:43	Rainy	MA1e_1hr_1_000094	2.6727	2.6761	24376.47	24377.47	1.00	1.28	1.28	1.28	77	44.3
6-May-19	9:50	Rainy	MA1e_1hr_2_000065	2.7121	2.7148	24377.47	24378.47	1.00	1.28	1.28	1.28	77	35.2
6-May-19	13:00	Rainy	MA1e_1hr_3_000074	2.7287	2.7299	24378.47	24379.47	1.00	1.28	1.28	1.28	77	15.7
11-May-19	8:25	Cloudy	MA1e_1hr_1_000009	2.7233	2.7266	24403.47	24404.47	1.00	1.28	1.27	1.27	76	43.1
11-May-19	9:35	Cloudy	MA1e_1hr_2_000017	2.7217	2.7258	24404.47	24405.47	1.00	1.28	1.27	1.27	76	53.6
11-May-19	10:50	Cloudy	MA1e_1hr_3_000026	2.7075	2.7115	24405.47	24406.47	1.00	1.28	1.27	1.27	76	52.3
17-May-19	13:00	Cloudy	MA1e_1hr_1_141196	2.6888	2.6895	24430.47	24431.47	1.00	1.27	1.27	1.27	76	9.2
17-May-19	14:03	Cloudy	MA1e_1hr_2_141202	2.6986	2.6991	24431.47	24432.47	1.00	1.27	1.27	1.27	76	6.6
17-May-19	15:07	Cloudy	MA1e_1hr_3_141205	2.7010	2.7052	24432.47	24433.47	1.00	1.35	1.35	1.35	81	51.7
23-May-19	8:20	Rainy	MA1e_1hr_1_141217	2.6871	2.6904	24457.50	24458.50	1.00	1.27	1.27	1.27	76	43.2
23-May-19	10:05	Rainy	MA1e_1hr_2_141250	2.6992	2.7039	24458.50	24459.50	1.00	1.27	1.27	1.27	76	61.5
23-May-19	13:00	Rainy	MA1e_1hr_3_141241	2.6966	2.6978	24459.50	24460.50	1.00	1.32	1.32	1.32	79	15.2



Location: MA1w - International Finance Centre (Western Wing)

Report on 24-hour TSP monitoring

Action Level ($\mu\text{g}/\text{m}^3$) - 173.4
Limit Level ($\mu\text{g}/\text{m}^3$) - 260

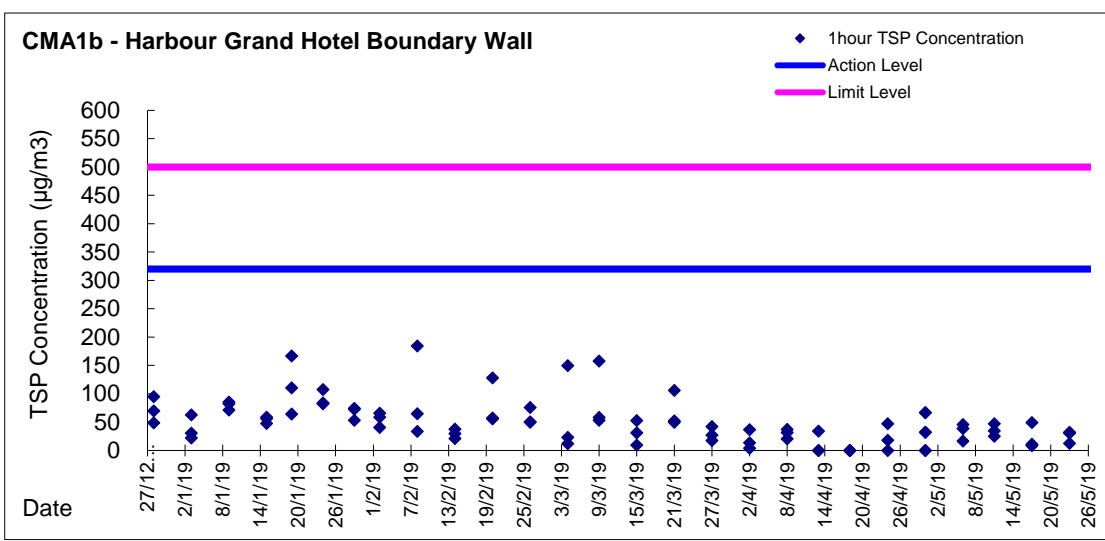
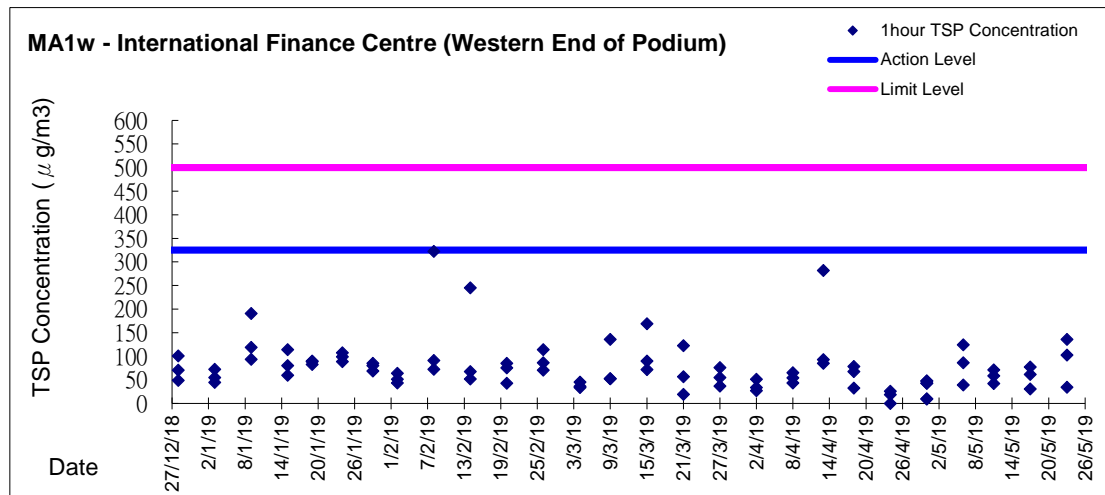
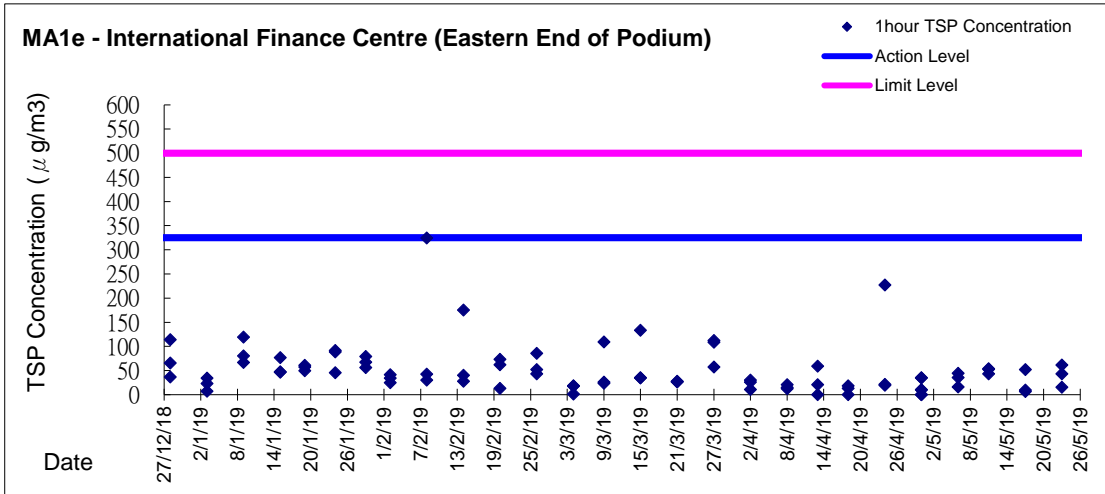
Date	Sampling Time	Weather Condition	Filter paper no.	Filter Weight, g		Elapse Time, hr		Sampling Time, hr	Flow Rate, m^3/min			Total Volume, m^3	TSP Level, $\mu\text{g}/\text{m}^3$
				Initial	Final	Initial	Final		Initial, Q_{si}	Final, Q_{sf}	Average		
29-Apr-19	8:00	Cloudy	MA1w_24hr_141176	2.6770	2.7727	24048.68	24072.68	24.00	1.31	1.36	1.34	1923	49.8
4-May-19	8:00	Rainy	MA1w_24hr_000001	2.6994	2.8633	24075.68	24099.68	24.00	1.27	1.27	1.27	1830	89.6
10-May-19	8:00	Cloudy	MA1w_24hr_000073	2.6889	2.7973	24105.47	24129.47	24.00	1.27	1.36	1.31	1893	57.3
16-May-19	8:00	Cloudy	MA1w_24hr_141056	2.6700	2.7716	24132.47	24156.47	24.00	1.35	1.35	1.35	1949	52.1
22-May-19	8:00	Cloudy	MA1w_24hr_141213	2.7007	2.8857	24159.47	24183.47	24.00	0.97	1.36	1.17	1679	110.2

Report on 1-hour TSP monitoring

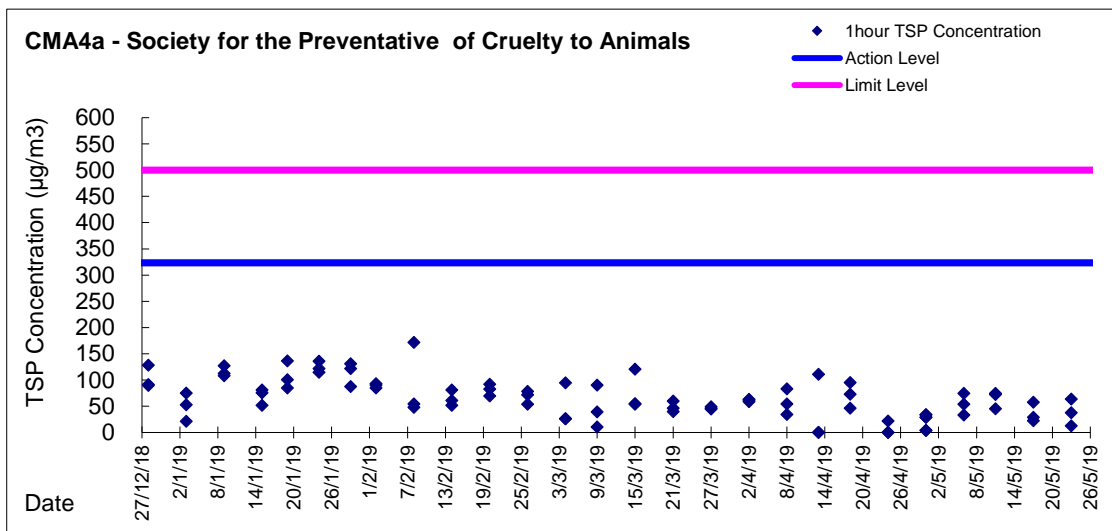
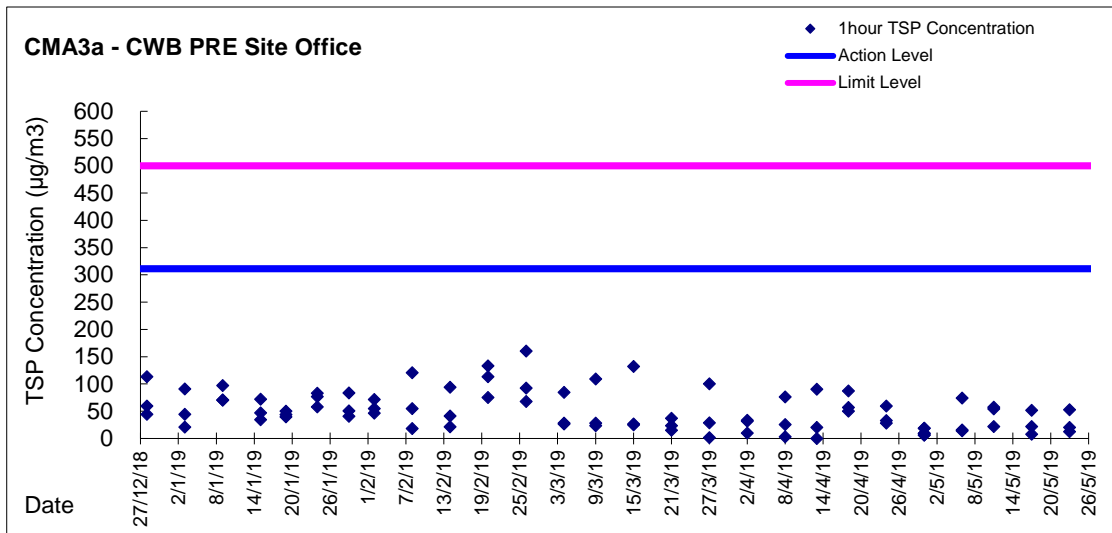
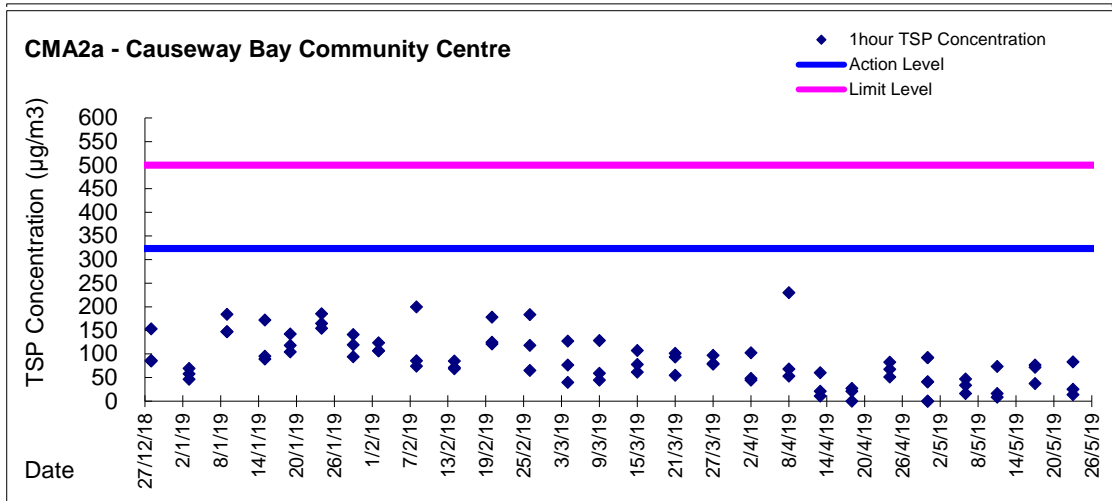
Action Level ($\mu\text{g}/\text{m}^3$) - 325.1
Limit Level ($\mu\text{g}/\text{m}^3$) - 500

Date	Sampling Time	Weather Condition	Filter paper no.	Filter Weight, g		Elapse Time, hr		Sampling Time, hr	Flow Rate, m^3/min			Total Volume, m^3	TSP Level, $\mu\text{g}/\text{m}^3$
				Initial	Final	Initial	Final		Initial, Q_{si}	Final, Q_{sf}	Average		
30-Apr-19	8:07	Cloudy	MA1w_1hr_1_141096	2.6670	2.6705	24072.68	24073.68	1.00	1.36	1.36	1.36	81	43.0
30-Apr-19	9:12	Cloudy	MA1w_1hr_2_140980	2.7691	2.7699	24073.68	24074.68	1.00	1.36	1.36	1.36	81	9.8
30-Apr-19	13:00	Cloudy	MA1w_1hr_3_141093	2.6756	2.6795	24074.68	24075.68	1.00	1.36	1.36	1.36	81	47.9
6-May-19	8:31	Rainy	MA1w_1hr_1_000095	2.7049	2.7115	24099.68	24100.68	1.00	1.27	1.27	1.27	76	86.7
6-May-19	9:40	Rainy	MA1w_1hr_2_000089	2.7093	2.7188	24100.68	24101.68	1.00	1.27	1.27	1.27	76	124.7
6-May-19	13:00	Rainy	MA1w_1hr_3_000071	2.7067	2.7097	24101.68	24102.68	1.00	1.27	1.27	1.27	76	39.4
11-May-19	8:20	Cloudy	MA1w_1hr_1_000010	2.7102	2.7156	24129.47	24130.47	1.00	1.27	1.27	1.27	76	71.1
11-May-19	9:30	Cloudy	MA1w_1hr_2_000016	2.7118	2.7150	24130.47	24131.47	1.00	1.27	1.27	1.27	76	42.1
11-May-19	10:45	Cloudy	MA1w_1hr_3_000024	2.7132	2.7180	24131.47	24132.47	1.00	1.36	1.36	1.36	82	58.7
17-May-19	13:00	Cloudy	MA1w_1hr_1_141195	2.6746	2.6796	24156.47	24157.47	1.00	1.35	1.35	1.35	81	61.6
17-May-19	14:08	Cloudy	MA1w_1hr_2_141203	2.6930	2.6955	24157.47	24158.47	1.00	1.35	1.35	1.35	81	30.8
17-May-19	15:13	Cloudy	MA1w_1hr_3_141206	2.6990	2.7053	24158.47	24159.47	1.00	1.35	1.35	1.35	81	77.6
23-May-19	8:15	Rainy	MA1w_1hr_1_141216	2.6984	2.7068	24183.47	24184.47	1.00	1.36	1.36	1.36	82	102.9
23-May-19	10:00	Rainy	MA1w_1hr_2_141249	2.6954	2.7065	24184.47	24185.47	1.00	1.36	1.36	1.36	82	135.9
23-May-19	13:00	Rainy	MA1w_1hr_3_141240	2.7009	2.7037	24185.47	24186.47	1.00	1.36	1.36	1.36	82	34.3

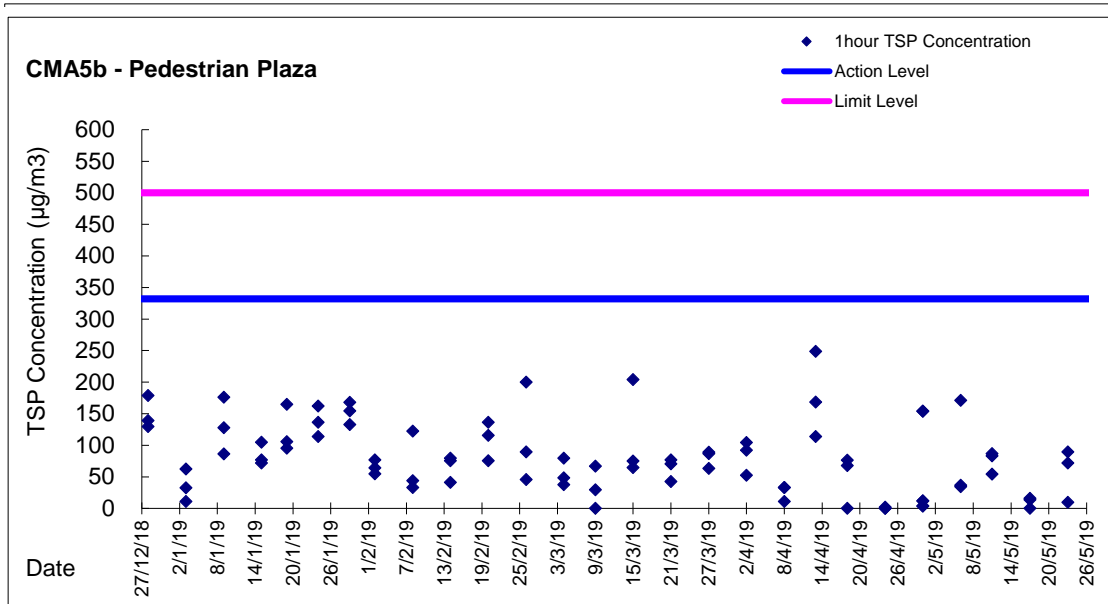
Graphic Presentation of 1 hour TSP Result



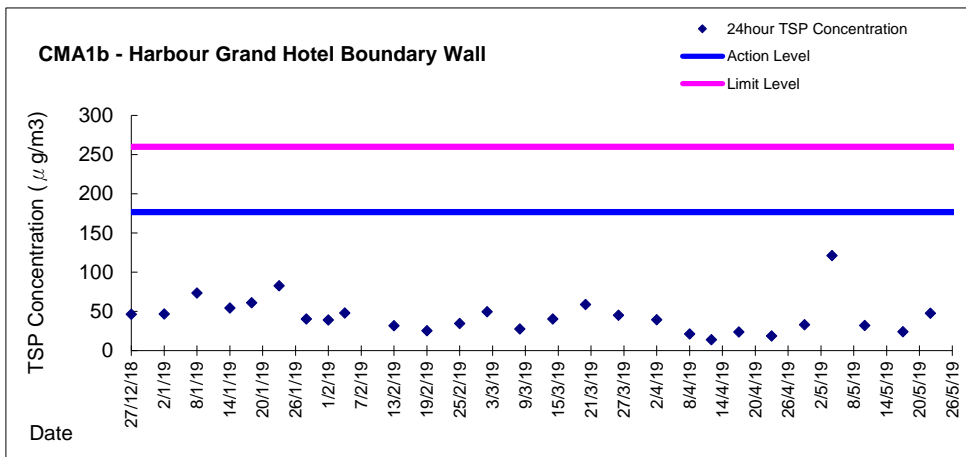
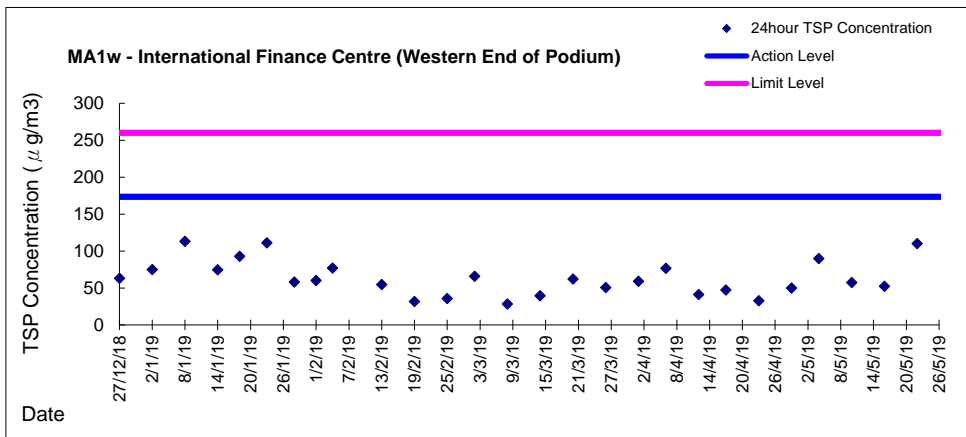
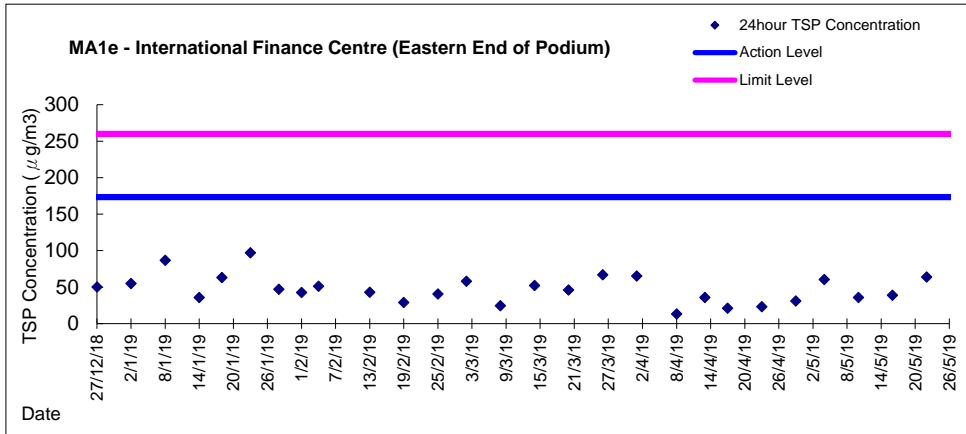
Graphic Presentation of 1 hour TSP Result



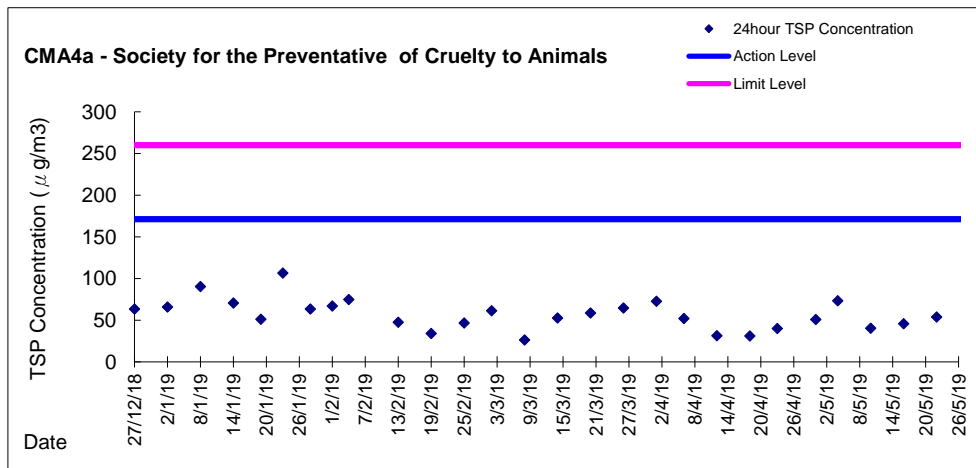
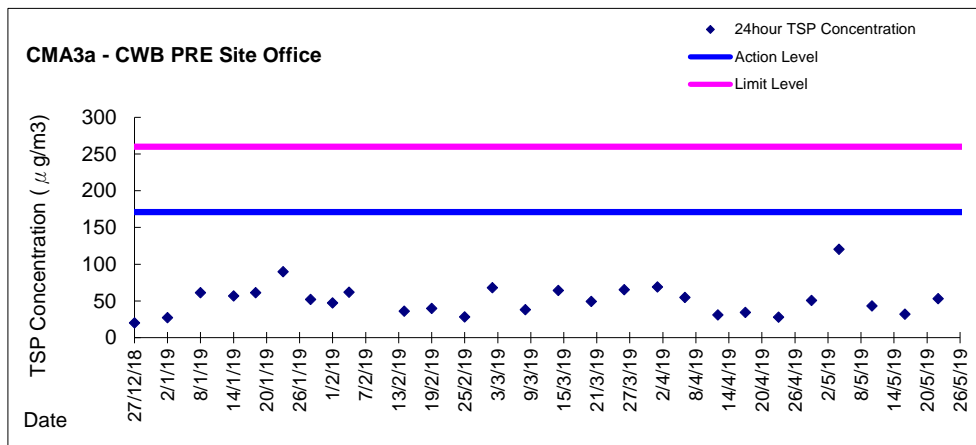
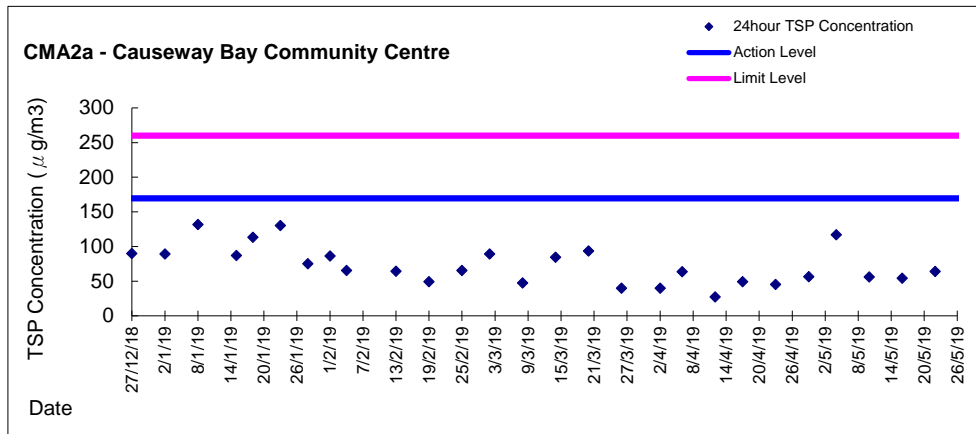
Graphic Presentation of 1 hour TSP Result



Graphic Presentation of 24 hour TSP Result



Graphic Presentation of 24 hour TSP Result



Graphic Presentation of 24 hour TSP Result

